

Router's BIRTHDAY Surprise!

Presenter's Guide

Internet Safety Only



NetSmartz® Workshop

A PROGRAM OF THE
NATIONAL CENTER FOR MISSING & EXPLOITED CHILDREN®

TABLE OF CONTENTS

- 3** Introduction to *Router's Birthday Surprise*
- 4** Presentation Script
- 13** Internet Safety Materials
 - Pledges
 - Activity Cards
- 27** Official NetSmartz Kid Certificate
- 29** Troubleshooting FAQs for Macs and PCs



Presenting Router's Birthday Surprise

< An Introduction >

ABOUT THE ADVENTURE

Router's Birthday Surprise is an animated, comprehensive Internet and real-world safety resource for ages 5-10; however, only Internet safety is covered in this abridged version. Join Clicky as he plans a surprise birthday party for his good friend, Router the robo-pup, while saving the Internet from the sneaky Webville Outlaws. Students are invited to participate in the fun through an interactive game show, discussion questions, and mini-quizzes which help them learn the four NetSmartz Rules of Online Safety.

In this assembly-style format, *Router's Birthday Surprise* incorporates a live presenter who emphasizes important safety concepts at key points in the video. This presenter's guide comes complete with a script and helpful hints. It also contains supplementary materials which presenters may want to use to reinforce the presentation's lessons.

- ^ **Best for:** classrooms or assemblies
- ^ **Estimated running time:** 35 minutes (varies by presenter)
- ^ **Supplementary materials:** NetSmartz Internet Safety Pledges, 2 Primary Activity Cards, 2 Intermediate Activity Cards, NetSmartz Kid Certificate

BEFORE GIVING THE PRESENTATION

1. Download the presentation from www.NetSmartz.org/presentations or e-mail NetSmartz_contact@ncmec.org to get a copy of the presentation on CD.
2. Thoroughly review the presenter's script and the presentation's video portions. A review of the content will help you establish the presentation's timing and ensure that you catch all of the presenter's cues.
 - **PRESENTER COMMENT** – These comments mark places where the presentation will stop and transition from a video to a still image, creating a pause for the presenter to speak.
 - **PROMPT AUDIENCE** – These prompts mark places where the presenter may want to encourage audience participation; however, the presentation will not stop.
3. In order to deliver the presentation, you will need an **LCD projector**, a **projector screen**, and **speakers**. When delivering the presentation, make sure that your computer's screensaver is turned off.
4. Consider making copies of the supplementary materials to hand out. You may also want to order promotional materials to distribute to your audience by visiting www.NetSmartz.org/marketing.

Router's Birthday Surprise Presentation Script



PRESENTER COMMENT

Hey, kids! I want to introduce you to my friends Clicky, Gig, Nettie, Webster, and Router. They know all about being safer online, and they made a movie to teach you! The movie is called *Router's Birthday Surprise* and it will help you learn how to U-Y-N which means "Use Your NetSmartz." Are you ready to see *Router's Birthday Surprise*? Alright, let's go!



VIDEO SCRIPT

CLICKY: Come on. I can't believe we are this late, Gig! There's so much to do today.

GIG: Beep, beep, beep!

CLICKY: Tell me about it! We've got e-mail sorting, new games to make, new songs to write, and we still have to plan Router's surprise birthday party.

GIG: Beep, beep.

CLICKY: What do you mean, when's his birthday? It's TODAY! Let's go! Oh look, Gig. They're here.

GIG: Beep, beep.

CLICKY: Hey, kids! I hope you weren't waiting too long. My

name is Clicky and this is my good friend, Gig. Say "hi," Gig!


GIG: Beep.

CLICKY: Gig's a little camera shy. I'm glad you're with us today. We've got so much to show you, including how to UYN!

CLICKY (CONT'D): UYN means Use Your NetSmartz. We call it UYN for short. We'll show you the true meaning of UYN and if you listen closely, you can become an official NetSmartz Kid!

CLICKY (CONT'D): On the count of three, I want everyone to shout UYN!

CLICKY (CONT'D): 1, 2, 3! Here we go!



PROMPT AUDIENCE

The presentation will not stop. Prompt the audience to yell "U-Y-N" with Clicky.



VIDEO SCRIPT

CLICKY: The Internet is used every day by billions of people across the universe. It's an endless virtual world full of knowledge, excitement, and

more fuuuuuuuuuuuuuun!

CLICKY (CONT'D): And more fun, than you can ever imagine!

CLICKY (CONT'D): Welcome to the NetSmartzKids.org Control Room. The whole team is here, Nettie, Webster...

NETTIE AND WEBSTER: Hey, everybody!

CLICKY: And Rou-where's Router?

WEBSTER: It's his birthday. We let him sleep in.

CLICKY: I was just telling all the kids out there all the cool things you do on the Internet.

WEBSTER: Oh yeah! Come look at this.

WEBSTER (CONT'D): Check out my new favorite video game on the Internet!

NETTIE: I was just blogging about my favorite movies. This one was sooo romantic!

WEBSTER: Ew!

WEBSTER (CONT'D): I just bought a tuxedo for my virtual pet. Whaddya think?

CLICKY: That's virtually awesome, Webster! Whaddya say, Gig? Hi-five!

CLICKY (CONT'D): Like the kids were just saying, the Internet is an excellent place to learn new things. Things like dinosaurs and space shuttles, kangaroos and Abraham Lincoln...

NETTIE: Four score and seven years ago...

WEBSTER: Hehe. Guys, guess what time it is?

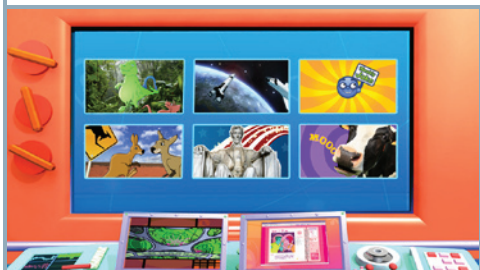
CLICKY: I don't know, Webster, what time is it?

WEBSTER: It's time for the weekly joke. Here's one I just found online. Knock, knock.

NETTIE AND CLICKY: Who's there?

WEBSTER: Interrupting Cow.

NETTIE AND CLICKY: Interrupting co-



PRESENTER COMMENT

Homework, jokes, games, and blogs—you sure can do a lot online. Can anyone tell me what they like to do on the Internet (*pause for response*)? Something that a lot of people like to do online is send e-mail. Sending e-mail is like sending a letter over the Internet. Hey—it looks like the crew just got one.



VIDEO SCRIPT

NETTIE AND WEBSTER:
E-mail!

CLICKY: Who's it from, Webster?

WEBSTER: It's Fritz! He said he's coming to Router's surprise birthday party today!

CLICKY: That's great! Good ole' Fritz. Hey, did you guys finish that list? We should go over that before Router gets in.

WEBSTER: Okay.

CLICKY: Today is Router's birthday and he thinks we've forgotten. We're planning a big surprise party for him and we have to make sure he doesn't find out.

WEBSTER: Here's the list, Clicky. We need to get Router's favorite food, clam chowder, and a brand new chew toy from the pet store.

CLICKY: You should have seen the last one.

CLICKY (CONT'D): He ripped the squeaker out in two seconds!

WEBSTER: Oh, and he really wants a yellow banana to wear around his neck.

NETTIE: That's "bandana," Webster.

WEBSTER: That's what I said, Nettie.

NETTIE: Um, no. You said "banana."

NETTIE AND WEBSTER: Ooo, e-mail!

NETTIE: This is a good one, Clicky. It's to you.

CLICKY: Let me hear it.

NETTIE: "Dear Clicky, you're the coolest, bestest robot! Thanks for teaching me the four rules of online safety. Your friend, netsurfer001."

CLICKY: That just made my day!

NETTIE: Do THEY know the four rules?

CLICKY: I don't know. Let's ask them.

CLICKY (CONT'D): Do you know the four rules of online safety? No? Then let's tell them.

CLICKY (CONT'D): Hello, Hello, Hello! Welcome to "What Rule is it Anyway?" featuring the four NetSmartz Rules of Online Safety. Contestants, you will be playing for our studio audience today. Are you ready?

NETTIE AND WEBSTER: Ready!



PRESENTER COMMENT

Are you ready to play a game with Clicky? Listen closely so you can answer his questions and learn how to be safer online.



VIDEO SCRIPT

CLICKY: Rule #1 - What should you do if you see something online that makes

you feel sad, scared, or confused?

A) wash your feet; B) hide in your tree house; or C) tell a trusted adult.

What should you do if you see something online that makes you feel sad, scared, or confused?

- a. Wash your feet
- b. Hide in your treehouse
- c. Tell a trusted adult

PRESENTER COMMENT

Can you guess the answer? Raise your hand if you think it's A) wash your feet (*pause for response*). Raise your hand if you think it's B) hide in your tree house (*pause for response*). Raise your hand if you think it's C) tell a trusted adult (*pause for response*). Good job. Let's see what Nettie and Webster say.



VIDEO SCRIPT

WEBSTER: I know! It's "C!"
Tell a trusted adult.

CLICKY: I'm sorry to say... you are correct! Good job, Webster.

Rule #2 - Which of these is information you should not share online without asking a trusted adult first?


A) your name and address; B) Webster's smelly gym socks; or C) a cat's hairball.

Which of these is information you should not share online without asking a trusted adult first?

- a. Your name and address
- b. Webster's smelly gym socks
- c. A cat's hairball

PRESENTER COMMENT

Who knows this one? Raise your hand if you think it's A) your name and address (*pause for response*). Raise your hand if you think it's B) Webster's smelly gym socks (*pause for response*). Raise your hand if you think it's C) a cat's hairball (*pause for response*). I hope it's not Webster's gym socks!



VIDEO SCRIPT

NETTIE: The correct answer is "A," your name and address.

CLICKY: Nettie, you are right!

CLICKY (CONT'D): Rule #3 -

Should you meet people from the Internet face-to-face?

A) sure, it's good to make new friends; B) no, don't meet anyone offline; or C) maybe, but only if you bring them a cheesecake.

Should you meet people from the Internet face-to-face?

- a. Sure, it's good to make new friends
- b. No, don't meet anyone offline
- c. Maybe, but only if you bring them a cheesecake

PRESENTER COMMENT

Hmm. A tough one. Raise your hand if you think it's A) sure, it's good to make new friends (*pause for response*). Raise your hand if you think it's B) no, don't meet anyone offline (*pause for response*). Raise your hand if you think it's C) maybe, but only if you bring them a cheesecake (*pause for response*). Let's see if Nettie and Webster agree.



VIDEO SCRIPT

WEBSTER: Oh, oh, oh! It's the cheesecake one!

CLICKY: Wow! What enthusiasm! But, actually--

WEBSTER: Haha. I'm just kiddin'. It's "B" - don't meet anyone offline.

CLICKY: That is correct, although I could use some cheesecake right about now! And finally Rule #4 -What does it mean to use good netiquette? A) not being rude or mean online; B) not being rude or mean to Nettie; or C) being nice to bugs.

What does it mean to use good netiquette?

- a. Not being rude or mean online
- b. Not being rude or mean to Nettie
- c. Being nice to bugs

PRESENTER COMMENT

Raise your hand if you think it's A) not being rude or mean online (*pause for response*). Raise your hand if you think it's B) not being rude or mean to Nettie (*pause for response*). Raise your hand if you think it's C) being nice to bugs (*pause for response*). Let's see what Nettie and Webster think.



VIDEO SCRIPT

NETTIE: That would be "A" – not being rude or mean online.

CLICKY: Boys and girls, we are tied. Now, for the tie breaker, give me an example of a trusted adult.



PRESENTER COMMENT

A trusted adult is someone that you can talk to and who can help you when you are feeling sad, scared, or confused. Can you give me some examples of trusted adults (*pause for response*)? OK, now let's see what the kids think.



VIDEO SCRIPT

WEBSTER: I know, I know! It could be a mom! A dad! A teacher! A police officer! A grandma! A grandpa! An aunt! An uncle!

CLICKY: Okay. Good job.

Enough examples. Boys and girls, we have a winner! The little brother has finally outmatched his older sister!

NETTIE: I taught him well.

CLICKY: Thank you for playing "What Rule is it, Anyway?"

CLICKY: Hey, Router.

ROUTER: Whimper.

CLICKY: What are you trying to say? Do you have an appointment with the veterinarian today? I don't get it. Is it time for your weekly bath?

ROUTER: Whimper.

CLICKY: Router, I don't understand what you are trying to tell me. Router, where are you going? C'mon! Come back!

CLICKY (CONT'D): I don't like seeing Router so sad, but how else are we supposed to surprise him without pretending we forgot his birthday?

NETTIE AND WEBSTER: E-mail!

NETTIE: Clicky! I think something is wrong!

CLICKY: Give me the facts.

WEBSTER: Look at all these e-mails, Clicky! Kids are

reporting the Outlaws all over the Internet!

CLICKY: I knew it! It's Meet-Me Mack and the Webville Outlaws. Gig, what's the word on the net?

GIG: Beep, beep, beep.

CLICKY: What? The Outlaws broke out of jail?

GIG: Beep.

CLICKY: Again?

GIG: Beep, beep.

CLICKY: And they're singing karaoke? I've had it! These Outlaws are not going to keep messing up the Internet for everyone else, not on my watch.

CLICKY (CONT'D): Kids, it is your right to have a great time on the Internet. It's your right to learn, play games, and be safer online. But sometimes there are people who want to ruin your fun, and that's why you have me.

CLICKY (CONT'D): I even got my own jingle.

CLICKY (CONT'D): Alright, Nettie and Webster. I need you two to keep an eye on Router. He thinks no one remembered his birthday, and I don't want to see him getting too sad. Since I'm heading to Webville, I reckon I'll wrangle up that yellow banana for him.

CLICKY (CONT'D): Yee-haw!


NETTIE: Bandana, Clicky!

CLICKY: That's what I said, Nettie!



PRESENTER COMMENT

Do you know what an “outlaw” is? An outlaw is someone who doesn’t follow the rules. The Webville Outlaws don’t follow the rules of the Internet and try to ruin your time online. Sheriff Clicky has gone to Webville to catch them. He has them cornered in Stinky’s Burger Barn, so let’s take a look.



VIDEO SCRIPT

CLICKY: Shhhh!

POTTY-MOUTH PETE: I’m Potty-Mouth Pete, and my words are not sweet. I say dirty things, and I curse and

cheat! My belly is fully. I’m a cyberbully. Watch me do the wooly-booly!

LOOK-AT-DIS LOUIE: I’ll show you the wooly-booly. Get outta here! Hey look at dis, and what about dis? I’m Look-At-Dis Louie. Look at dis pic. Look at dis. Look at dat. Take a peek. Give it back. I’m Look-At-Dis Louie and I like it like that!

WANTA-KNOW WALLY: Um, excuse me. It’s my turn. Look at this face; it’s not very jolly. I wanna know things. I’m Wanta-Know Wally. What’s your phone number, and your address, too? I gotta know these things, ‘cuz that’s what I do.

MEET-ME MACK: That was embarrassing. Give me the mic. I want to meet you offline and make you mine. You better watch your back, ‘cuz I’m Meet-Me Mack. I’m very, very tricky—hey, Sheriff Clicky! Sheriff Clicky!

CLICKY: Hold it right there, Outlaws!

MEET-ME MACK: Run, boys!

CLICKY: Kids, pardon the dust.



PRESENTER COMMENT

I’m sure glad that Sheriff Clicky caught all of those Webville Outlaws. He’s taking them over to the jailhouse, so let’s meet him there.



VIDEO SCRIPT

WANTA-KNOW WALLY: Wow, Mack! You were absolutely magnificent on the piano.

LOOK-AT-DIS LOUIE: Yeah, Mack. I was impressed.

POTTY-MOUTH PETE: Ah, me too.

MEET-ME MACK: Ah, no big deal. I took a year of lessons in the sixth grade. And my mother, I give her the credit.

CLICKY: Here they are: Potty-Mouth Pete, Look-At-Dis Louie, Wanta-Know Wally, and Meet-Me Mack. These Outlaws are guilty of crimes on the Internet. Alright kids, lets book ‘em. Now listen up you smelly Outlaws, you’ve been accused of messing up the Internet for all the good kids in this world.

You should be ashamed of yourselves. So ashamed that I think I’m gonna call your mommas.

CLICKY (CONT’D): Oh, I’m sorry. I guess you aren’t so tough after all.

CLICKY (CONT’D): Alright, we’re gonna do this my way. Kids, it is your job to decide whether or not these Outlaws are going back to Webville Prison. Say guilty and they go back to jail. Say not guilty and they go free. We don’t want that, do we?

Alright, who’s first? Look-At-Dis Louie, no you look at me. You have been accused of showing kids things they don’t want to see. Things that make them feel sad, scared, and confused.



PRESENTER COMMENT

Have you ever met anyone online that tries to show you things that you don't want to see? Then you've run into a Look-At-Dis Louie! He tries to get you to look at things that can make you feel sad, scared, or confused. So, what do you think, kids? Should he go to jail? Is he guilty, or not guilty (*pause for response*)? Let's check in with Nettie and Webster in the Control Room.



VIDEO SCRIPT

NETTIE AND WEBSTER:
Guilty!

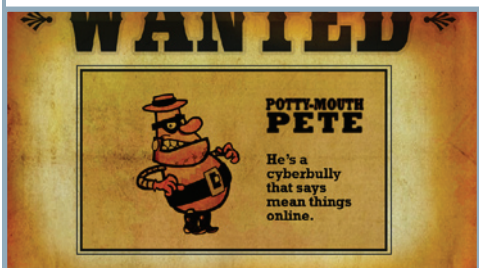
NETTIE: If you ever run into a Look-At-Dis-Louie...

NETTIE: Tell a trusted adult!

WEBSTER: Oh yeah!

CLICKY: Potty-Mouth Pete, you stink. You have been accused of using bad language on the Internet and being a cyberbully.

WEBSTER: And you see anything that makes you feel sad, scared, or confused...



PRESENTER COMMENT

A Potty-Mouth Pete is someone who has nothing good to say. He's a cyberbully that says mean things online. Is this Outlaw guilty, or not guilty (*pause for response*)? Let's see what Nettie and Webster think.



VIDEO SCRIPT

NETTIE AND WEBSTER:
Guilty!

WEBSTER: Always use good netiquette. Netiquette. That's a funny

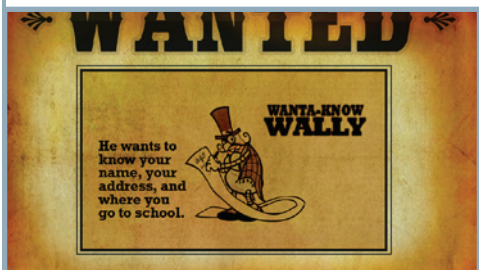
NETTIE: Netiquette means not being rude or mean online.

WEBSTER: Like a Potty-Mouth Pete?

NETTIE: Right, Webster!

CLICKY: Off to the potty with you! Wanta-Know Wally. I tell you what, I wanna know why you ask kids for their personal information when that stuff is supposed to be private?

word. Uh, what does it mean?



PRESENTER COMMENT


We call someone who asks a lot of questions about your personal information a Wanta-Know Wally. They might ask your name, your address, and where you go to school – but that's all information that you should keep to yourself. So, should Wanta-Know Wally go to jail? Guilty, or not guilty (*pause for response*)? Let's see.



VIDEO SCRIPT

NETTIE AND WEBSTER: Guilty
NETTIE: If you ever run into a Wanta-Know Wally, always ask your trusted adult before sharing information.

WEBSTER: Like your name, address, or phone number.
NETTIE: Look at you!
WANTA-KNOW WALLY: This is not fair. Where's my lawyer?
CLICKY: Meet-Me Mack. Nice wheels. Mack, you have been accused of trying to meet kids offline. What is wrong with you?



PRESENTER COMMENT

Anyone on the Internet who asks you to meet face-to-face is a Meet-Me Mack. You should tell your trusted adult about a Meet-Me Mack right away. Is this Outlaw guilty, or not guilty (pause for response)? Let's see if Nettie and Webster agree.



VIDEO SCRIPT

NETTIE AND WEBSTER: Guilty!
WEBSTER: Don't meet face-to-face with anyone from the

Internet.
NETTIE: Like a Meet-Me Mack.
NETTIE AND WEBSTER: Book 'em, Sheriff Clicky!



PRESENTER COMMENT

Good job putting those Weville Outlaws away. Don't forget the four rules of online safety, so that you will know what to do if you run into an Outlaw. Number 1 - Tell your trusted adult if anything makes you feel sad, scared, or confused. Number 2 - ask your trusted adult before sharing any information like your name, address, and phone number. Number 3 - Do not meet face-to-face with anyone from the


Internet. And Number 4 - Always use good netiquette and do not be rude or mean online. Can you guys remember those? OK! Now, it's time to party. Let's go over to the park where Clicky, Nettie, and Webster are setting up for Router's party. Remember, it's a surprise party. When you see Router, yell "Surprise!"



VIDEO SCRIPT

CLICKY: Okay, guys, listen up.
CLICKY (CONT'D): Excuse me, Larry. Fritz, quit licking the cake! Down. Good boy! Now, before we get started, let's

all remember that Router still thinks everyone forgot his birthday. So when he gets here, we all need to give him the biggest surprise ever!
GIG: Beep.



PROMPT AUDIENCE

The presentation will not stop. Prompt the audience to yell "surprise" with the characters.



VIDEO SCRIPT

CLICKY (CONT'D): Okay. Gig said Router is right around the corner, so everyone hide and be very quiet. Here he comes.

EVERYONE: Surprise!

CLICKY: C'mere, Router! You really think we would forget

your birthday?

EVERYONE: Happy birthday, Router!

NETTIE: Router, I've got your yellow bandana! C'mere, boy!

CLICKY: Well, I'll tell you what. I had a lot fun today. We learned how to be safer online and we had a great time doing it.



PRESENTER COMMENT

We've done so much today: play in a game show, put away the Webville Outlaws, and plan a birthday party. I hope you had a great time doing it and that you will remember to "Use Your NetSmartz!" To help remind you, let's have one more U-Y-N on the count of three. Ready?



VIDEO SCRIPT

EVERYONE: 1, 2, 3

CLICKY, NETTIE, AND WEBSTER: UYN!

CLICKY: Thanks for watching

everyone! Be safer online.

NETTIE: And offline too!

WEBSTER: And always remember to Use Your NetSmartz!

CLICKY: Good job. All right everyone.

CLICKY, NETTIE, AND WEBSTER: See you next time!




PRESENTER COMMENT

Good-bye! Thank you for being such a great audience for me, Clicky, and his friends.

SUGGESTED ACTIVITY

Challenge students to raise their hands and share the Internet safety rules. Give prizes to the students that get them right.




My Rules for


Internet Safety


Primary


The Internet is where I learn and play
But I have to be careful everyday
So I pledge to be safer online
And follow these rules all of the time:



1  I will tell my trusted adult if anything makes me feel sad, scared, or confused.

2  I will ask my trusted adult before sharing information like my name, address, and phone number.

3  I won't meet face-to-face with anyone from the Internet.

4  I will always use good netiquette and not be rude or mean online.



signed

signed



My Rules for

Internet Safety

Intermediate

I will use the Internet responsibly. That means making smart decisions about what I look at, who I talk to, and what I say. I pledge to be safer online by following these rules:



1 I will tell my trusted adult if anything makes me feel sad, scared, or confused.

2 I will ask my trusted adult before sharing information like my name, address, and phone number.

3 I won't meet face-to-face with anyone from the Internet.

4 I will always use good netiquette and not be rude or mean online.



signed

signed

Router's Birthday Surprise



Overview

Students watch *Router's Birthday Surprise* and discuss what kinds of fun things they can do online. They take a website tour of www.NetSmartzKids.org while learning about the four rules of Internet safety.



Materials / Preparation

- *Router's Birthday Surprise*
- Computer lab or computer hooked up to an LCD projector
- Attachment 1 - NetSmartz Internet Safety Pledge



45 minutes



Introduction

Play *Router's Birthday Surprise* and tell students that they are going to learn how to have fun on the Internet just like Nettie and Webster did.



Activity

If you are in a computer lab, show each student how to get to www.NetSmartzKids.org. If you are not in a lab, demonstrate this activity with an overhead projector. Explain that today they are going to explore the fun activities they can do online by taking a tour of Clicky's website.

Website Tour

1. Ask students to look around the homepage. Explain to them that this is a kids' site, but some websites are not for kids and may have pictures or words they don't want to see. Tell them if they ever see a website like that, they should tell a trusted adult. Let them play one of the games as an example of what an online game for kids looks like.
2. Next, show students how to e-mail Clicky, Nettie, or Webster. Explain to them that talking to friends and family online can be fun, but that they shouldn't tell anyone their name, address, phone number, or where they go to school. They should also never use mean or rude language online. Now ask the students to write Clicky an e-mail using those rules.
3. Finally, explain to students the difference between online "friends" and real friends. Tell them they should never meet their online friends face-to-face and if anybody online asks to meet them, they should tell a trusted adult right away.



Follow-Up

Give every student an Internet Safety Pledge (attachment 1) and read the rules aloud. Explain that these rules for online safety are the ones they just learned about, and that these rules will help

keep them safer online. Ask them to take it home to sign with their parent or guardian and post it near the computer.



My Rules for

Internet Safety

Primary

The Internet is where I learn and play
But I have to be careful everyday
So I pledge to be safer online
And follow these rules all of the time:



1 I will tell my trusted adult if anything makes me feel sad, scared, or confused.

2 I will ask my trusted adult before sharing information like my name, address, and phone number.

3 I won't meet face-to-face with anyone from the Internet.

4 I will always use good netiquette and not be rude or mean online.



signed

signed

Router's Birthday Surprise 2



Overview

Students watch *Router's Birthday Surprise* where they are introduced to the Webville Outlaws. They will complete a matching worksheet and learn what to do when they meet an Outlaw online.



Materials / Preparation

- *Router's Birthday Surprise*
- Computer lab or computer hooked up to an LCD projector
- Attachment 1 - Webville Outlaws matching worksheet



40 minutes



Introduction

Show students *Router's Birthday Surprise* and have a short class discussion about the Outlaws: *What do the Webville Outlaws do on the Internet? Why does Sheriff Clicky need to put them in jail?*



Activity

Give each student a copy of the Webville Outlaws matching worksheet (attachment 1). Each worksheet has a picture of the Outlaws and an example of what they might say in one column, and the four rules of Internet safety in the other.

Have the students match each Outlaw to their corresponding rule. Review the answers as a group and make sure students understand what to do if they ever meet an Outlaw online.



Follow-Up

Show students how to use Microsoft Paint, or a similar program, and have them draw a "Wanted" poster for their Outlaw. Print and display the posters in the classroom to remind them to follow the four rules of Internet safety.

Router's Birthday Surprise 2



Primary
Attachment 1

"The Outlaws are people who try to ruin your time on the Internet, but if you follow these rules you'll know what to do. Draw a line from each Outlaw to the rule you should follow if you ever meet one online."



Webville Outlaws



Meet-Me Mack
"Hey, want to meet me at the park?"



Look-At-Dis Louie
"Look at this picture!"



Potty-Mouth Pete
"You're ugly!"



Wanta-Know Wally
"What's your phone number?"

My rules for Internet safety

1. I will tell my trusted adult if anything makes me feel sad, scared, or confused.
2. I will ask my trusted adult before sharing information like my name, address, and phone number.
3. I won't meet face-to-face with anyone from the Internet.
4. I will always use good netiquette and not be rude or mean online.

Router's Birthday Surprise



Overview

Students watch *Router's Birthday Surprise* and discuss what kinds of things they can do online. They will play a game to help them learn the four rules of Internet Safety.



Materials / Preparation

- *Router's Birthday Surprise*
- Attachment 2 - NetSmartz Internet Safety Pledge
- Computer lab or computer hooked up to an LCD projector
- 2 bells or buzzers
- Attachment 1 - Possible Online Situations



40 minutes



Introduction

Show *Router's Birthday Surprise* and ask students: *What kinds of fun things can we do on the Internet?* E-mail, IM, blogging, watching videos, reading jokes,

playing games, etc. Explain to students that even though there are some great things to do online, there are also some things they need to watch out for.



Activity

Tell students that they will now play "What Rule Is It Anyway?" just like Nettie and Webster did. Pass out the NetSmartz Internet Safety Pledge (attachment 2) and read the four rules aloud.

Place a table or desk at the front of the room and put two bells or buzzers on the desk with a copy of the safety pledge for reference. Have students

come up two at a time. You will read the situations from attachment 1 aloud and have them buzz in when they know what rule they should use in that situation. Have them read the rule aloud to practice their reading skills. Continue the game until everyone has gone once or you have read all the possible online situations.



Follow-Up

Have students sign the pledge and take it home for their parent or guardian to sign. Explain that the safety pledge is like a promise and when they sign it they are promising to follow the four rules

of Internet safety. Optional: show students how to send an e-mail at www.NetSmartzKids.org and have them send an e-mail to Clicky, Nettie, or Webster explaining what they learned.



Possible Online Situations

1



You are playing a really cool bowling game online. Suddenly a pop-up comes on the screen. It says that you can enter a contest to win a new Xbox if you type in your telephone number.
What rule should you follow?

2



You're IMing your friend online about a new TV show that just came out. He says he watched it, but thought it was dumb and that you're dumb for liking it. You are really angry with him and hurt that he made fun of you.
What rule should you follow?

3



You receive an e-mail from someone who says he is your friend's Dad. He says he has just cleaned out your friend's room and is giving away some old toys. He asks you to meet him outside so he can give you the toys.
What rule should you follow?

4



All of your friends are talking about this great new website with the best games ever, but to play you have to sign up. You check out the website and find out that to sign up, you have to send them your name, telephone number, home address, and e-mail address.
What rule should you follow?

5



You are writing an e-mail to your grandmother when you get a pop-up on your screen. The pop-up says that if you enter your e-mail address, you can win a trip to Disney World. You've never been to Disney World and you really want to go.
What rule should you follow?

6



You are playing a sports game online and talking to the other players on your headset. One of the other players gets mad at you for winning and says he's going to come to your house and hurt you. You get really scared.
What rule should you follow?

7



You are talking to someone online who says he really likes basketball, but he doesn't have anyone to play with. When you tell him that you play basketball every weekend with your dad at the park, he asks if he can come, too. He asks where you'll be so he can come and meet you.
What rule should you follow?

8



Your sister stole \$5.00 from your mom's purse. You didn't want to get blamed for it, so you told your parents about it and your sister got in trouble. She sent you a mean e-mail calling you names and says she's going to tell all your friends that you're a tattletale. You are really mad at her and you want to send a mean e-mail to her, too.
What rule should you follow?

Router's Birthday Surprise



9 ☐ ☐ ✕

You've been playing a game online where you get to shop for virtual clothes and talk about new fashions with other players. One of the girls you're talking to is really nice and likes the same clothes you do. She says it would be so cool if you could meet and go shopping together in real life.

What rule should you follow?

10 ☐ ☐ ✕

You are surfing the Internet looking for pictures of penguins for your science project. You click on a link that says it has lots of pictures of penguins. The pictures on the site are not penguins at all; they're inappropriate pictures of people. You feel really sad and confused when you see the pictures.

What rule should you follow?

11 ☐ ☐ ✕

You are talking to your cousin online and she starts making fun of you. At first you laugh it off, but then she gets really mean and makes fun of your hair and the way you talk. You are really mad and want to say mean things to her, too.

What rule should you follow?

12 ☐ ☐ ✕

You are watching videos of your favorite singer online. When you try to click on one of the videos, you accidentally click on something else and are taken to a website you didn't mean to go to. That website has pictures and words that you don't understand and make you feel scared.

What rule should you follow?

13 ☐ ☐ ✕

You are a big fan of a TV show called *Dino-Rock!* You're playing on their website one day when you see that they have a new fan club. If you sign up for the fan club, you can get all kinds of free *Dino-Rock!* toys. The sign-up form for the fan club asks for your e-mail address.

What rule should you follow?

14 ☐ ☐ ✕

You sign onto your e-mail account and see an e-mail from a girl in your class. In the e-mail, she makes fun of your hair and tells you that nobody likes you. The e-mail makes you very mad and you feel like sending her a mean message back.

What should you do?

15 ☐ ☐ ✕

You are playing one of your favorite games online. Suddenly, you get a pop-up on your screen with a nasty picture. The picture makes you feel confused, so you click the "X" to close it, but then even more keep popping up. Your screen is full of nasty pop-ups.

What rule should you follow?

Answers
 1. Rule #2 / 2. Rule #4 / 3. Rule #3 / 4. Rule #2 / 5. Rule #2 / 6. Rule #1 / 7. Rule #3 / 8. Rule #4 / 9. Rule #3 / 10. Rule #1 / 11. Rule #4 / 12. Rule #1 / 13. Rule #2 / 14. Rule #4 / 15. Rule #1



My Rules for

Internet Safety

Intermediate

I will use the Internet responsibly. That means making smart decisions about what I look at, who I talk to, and what I say. I pledge to be safer online by following these rules:



1 I will tell my trusted adult if anything makes me feel sad, scared, or confused.

2 I will ask my trusted adult before sharing information like my name, address, and phone number.

3 I won't meet face-to-face with anyone from the Internet.

4 I will always use good netiquette and not be rude or mean online.



signed

signed

Router's Birthday Surprise 2



Overview

Students watch *Router's Birthday Surprise* where they are introduced to the Webville Outlaws. They will play a guessing game using fill-in-the-blank Outlaw riddles and create a matching "Wanted" poster for each Outlaw.



Materials / Preparation

- *Router's Birthday Surprise*
- Computer lab or computer hooked up to an LCD projector
- Attachment 1 - Fill-in-the-blank Outlaw riddles
- Crayons or markers
- Drawing paper or poster board



40 minutes



Introduction

Show students "*Router's Birthday Surprise*" and review the Outlaws with the students so they understand which Internet risk each character represents.

- Potty-Mouth Pete is a cyberbully and says mean things to you online.
- Look-At-Dis Louie shows you things you don't want to see.
- Wanta-Know Wally tries to get your personal information, like your name, address, and phone number.
- Meet-Me Mack tries to get you to meet him face-to-face.



Activity

Divide students into four groups and assign each group one Outlaw. Give each group a fill-in-the-blank Outlaw riddle worksheet (attachment 1) and ask them to create a riddle that describes their Outlaw. Make sure they do not use their Outlaw's name in the riddle. Once the riddle is complete, have each group create a "Wanted" poster for their Outlaw.

Ask each group to come to the front of the room and read their riddle aloud for the other groups to guess. Make sure they do not show the class their "Wanted" poster yet. Once the class makes a guess, have the group turn their poster around to reveal the correct Outlaw. Display posters in the room or hall to remind students to UYN!



Follow-Up

Have students go to www.NetSmartzKids.org and send a UYN e-card to a friend or family member reminding them to be safer online.



Meet-Me Mack



Look-At-Dis Louie



Potty-Mouth Pete



Wanta-Know Wally



I am an Outlaw that likes to

_____ .

I

when I'm on the Internet.

You should follow Rule # _____

if you meet me online.

Who am I?

CERTIFICATE

I HEREBY CERTIFY THAT

_____ HAS LEARNED HOW TO UYN,
AND IS AN OFFICIAL NETSMARTZ KID!

TRUSTED ADULT

CLICKY

NetSmartz® Workshop

A PROGRAM OF THE
NATIONAL CENTER FOR MISSING & EXPLOITED CHILDREN®

NetSmartzKids.org



Clicky



Mac Troubleshooting FAQs

Q: What should I do if the CD doesn't run automatically when I put it into my computer?

A: Follow these steps to run the program:
(1) Click on the "CD" icon (2) Click "Internet Only RBS Presentation.pps" or "Complete RBS Presentation.pps"

Q: What should I do if the program freezes?

A: Follow these steps to re-start the program:
(1) Press "Escape" (2) Click on the CD Icon (3) Click "Internet Only RBS Presentation.pps" or "Complete RBS Presentation.pps"

Q: Why did the video stop playing?

A: You may have pressed the pause button or clicked the mouse. Click the pause button or the mouse again and the video will resume.

Q: Why is there no image on the screen, even though I have connected to the projector?

A: You may need to use a keyboard command to tell the laptop that something is connected to its external output port. Look for a symbol of a monitor on your function keys. For instance, on some laptops, the command is "Function key + F4."

Q: I don't have PowerPoint on my Mac. Will I still be able to play the presentation?

A: You must have PowerPoint installed on your Mac in order to play the presentation.

Q: How may I share the presentation files with others?

A: First, copy the DMG file to a thumb drive. Now you can transfer the file to another computer and mount the image. You can also create a CD. Sites such as mactipsandtricks.com can help walk you through the steps of burning a DMG file to CD.

Q: Why do the videos take so long to load and freeze while playing?

A: If you are running the presentation from the CD, you may need to "prime" the videos by clicking through each slide and video from the beginning to the end of the presentation. Allow each video to start playing but it is not necessary to play through to the end. This will allow the videos to cache and run smoother.

Q: Why does it take so long to open the presentation?

A: Due to the large quantity of videos in the presentation, it can take a few minutes for the presentation to open.

Q: When I open the presentation, pictures pop up in rapid succession. Is the presentation broken?

A: This is normal. The presentation is preparing to play and should work properly once you move through the slides.

Remember, all NetSmartz presentations may be downloaded for free from NetSmartz.org.
If your question has not been answered, please e-mail NetSmartz_contact@ncmec.org.

PC Troubleshooting FAQs

Q: What should I do if the CD doesn't run automatically when I put it into my computer?

A: Follow these steps to run the program:

- (1) Click on "My Computer" (2) Click on your CD drive (3) Open the "RBS Presentations" folder (4) Click "Play Internet Only RBS Presentation.bat" or "Play Complete RBS Presentation.bat"

Q: What should I do if the program freezes?

A: Follow these steps to re-start the program:

- (1) Press "Escape" (2) Click on "My Computer" (3) Click on your CD drive (4) Open the "RBS Presentations" folder (5) Click "Play Internet Only RBS Presentation.bat" or "Play Complete RBS Presentation.bat"

Q: Why did the video stop playing?

A: You may have pressed the pause button or clicked the mouse. Click the pause button or the mouse again and the video will resume.

Q: Why is there no image on the screen, even though I have connected to the projector?

A: You may need to use a keyboard command to tell the laptop that something is connected to its external output port. Look for a symbol of a monitor on your function keys. For instance, on some laptops, the command is "Function key + F4."

Q: Do I need a password?

A: You do not need a password to use the NetSmartz presentations. However, all of the presentations are password protected in order to prevent the content from being altered. You may only open them as "Read-only" files.

If your password prompt does not offer a "read-only" option, then you may have an administrative rights issue and will need to contact your IT department.

Q: Why have I received an error message stating that I do not have administrative rights when I am the administrator on this machine? (Windows Vista Only)

A: To bypass this error, right click on the file you are installing and click "Run as Administrator." You should now be able to run the program.

Q: How may I share the presentation files with others?

A: If you simply copy the presentation file to a disc, the presentation may not run correctly. It is best to download the ISO version of the files from www.netsmartz.org/presentations and then burn them to a disc. For more information about this process, visit a tech site like cnet.com, which may also direct you to some free CD burner programs.

Q. Why do the videos take so long to load and freeze while playing?

A: If you are running the presentation from the CD, you may need to "prime" the videos by clicking through each slide and video from the beginning to the end of the presentation. Allow each video to start playing but it is not necessary to play through to the end. This will allow the videos to cache and run smoother.

Remember, all NetSmartz presentations may be downloaded for free from **NetSmartz.org**. If your question has not been answered, please e-mail **NetSmartz_contact@ncmec.org**.